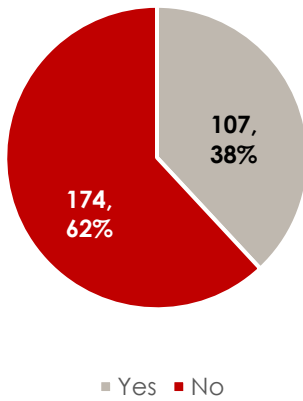


Ad Hoc Report: COVID-19 Impact on Academic Programs

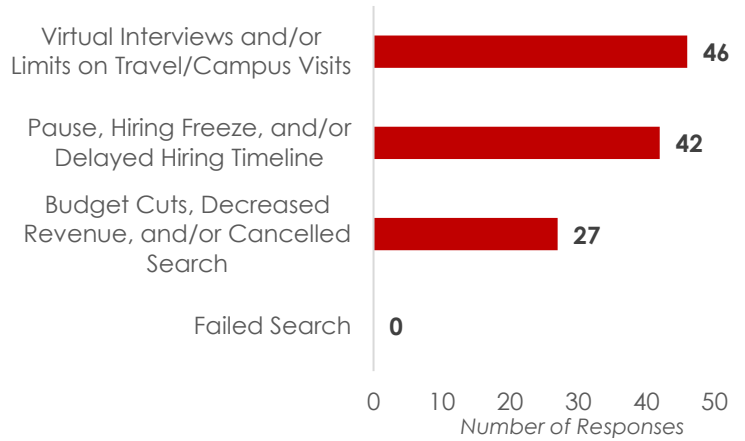
2021 CSD Education Survey for Academic Year 2020-2021

Number of Departments Where Searches for Faculty Were Affected by COVID-19



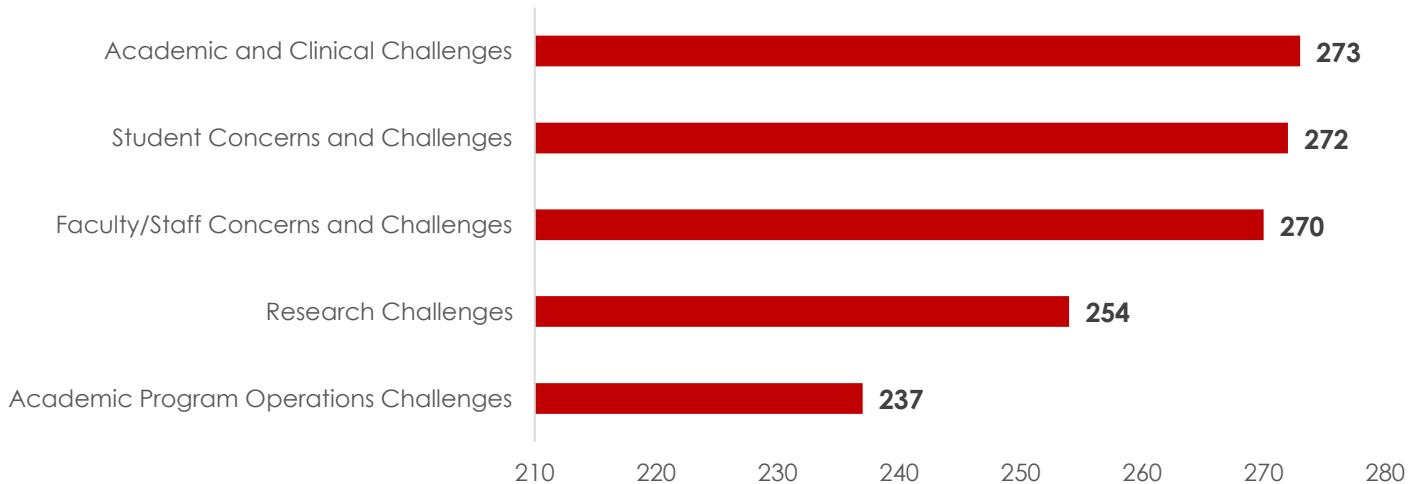
Note: 302 (88%) of 344 institutions completed the 2021 CSD Education Survey. 299 institutions responded to this question, 18 of which reported "Don't know."

How COVID-19 Affected Department Hiring Processes (Open-Ended)



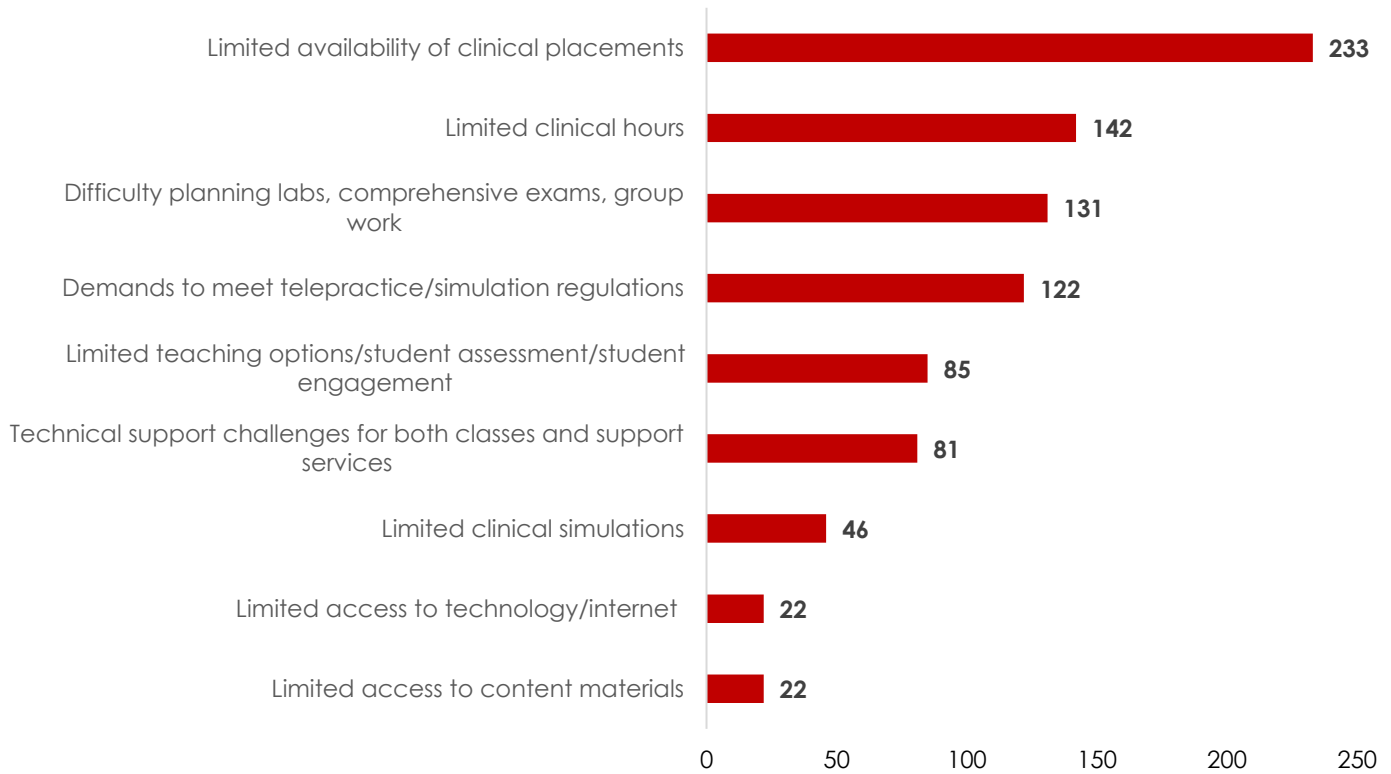
Note: 106 (99%) of the 107 institutions that reported that their faculty searches were impacted by COVID-19 described how their searches were impacted.

Number of Departments that Reported Experiencing Challenges Brought On by COVID-19 (Check All That Apply)



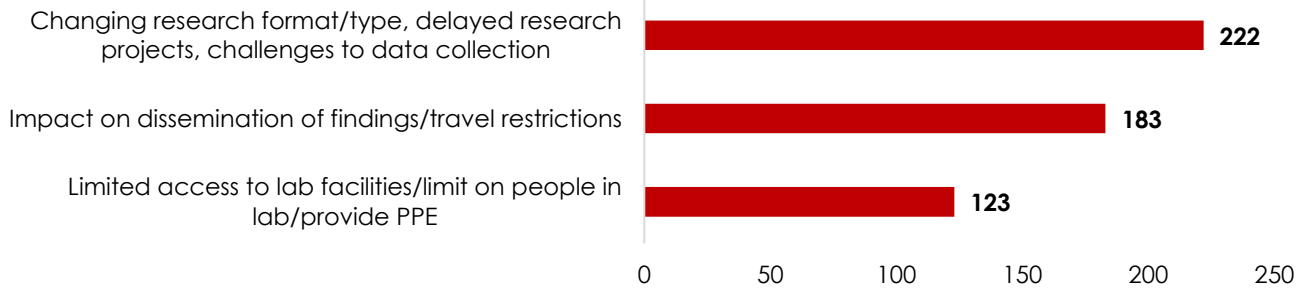
Note: 302 (88%) of 344 institutions completed the 2021 CSD Education Survey. 298 institutions responded to this question.

**Challenges Brought On by COVID-19: Academic and Clinical
(Check All That Apply)**



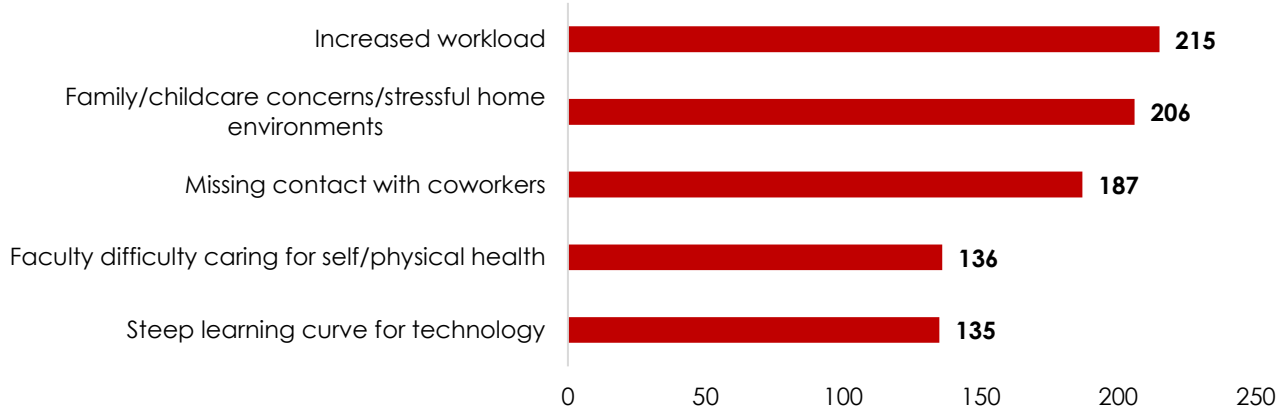
Note: 302 (88%) of 344 institutions completed the 2021 CSD Education Survey. 298 institutions responded to this question.

**Challenges Brought On by COVID-19: Research
(Check All That Apply)**



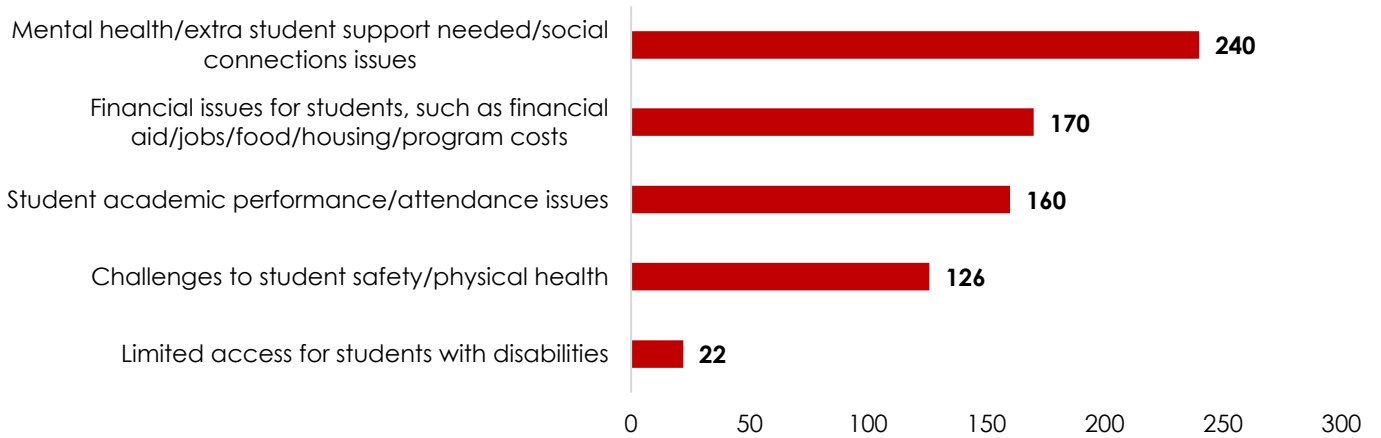
Note: 302 (88%) of 344 institutions completed the 2021 CSD Education Survey. 298 institutions responded to this question.

**Challenges Brought On by COVID-19: Faculty/Staff Concerns and Challenges
(Check All That Apply)**



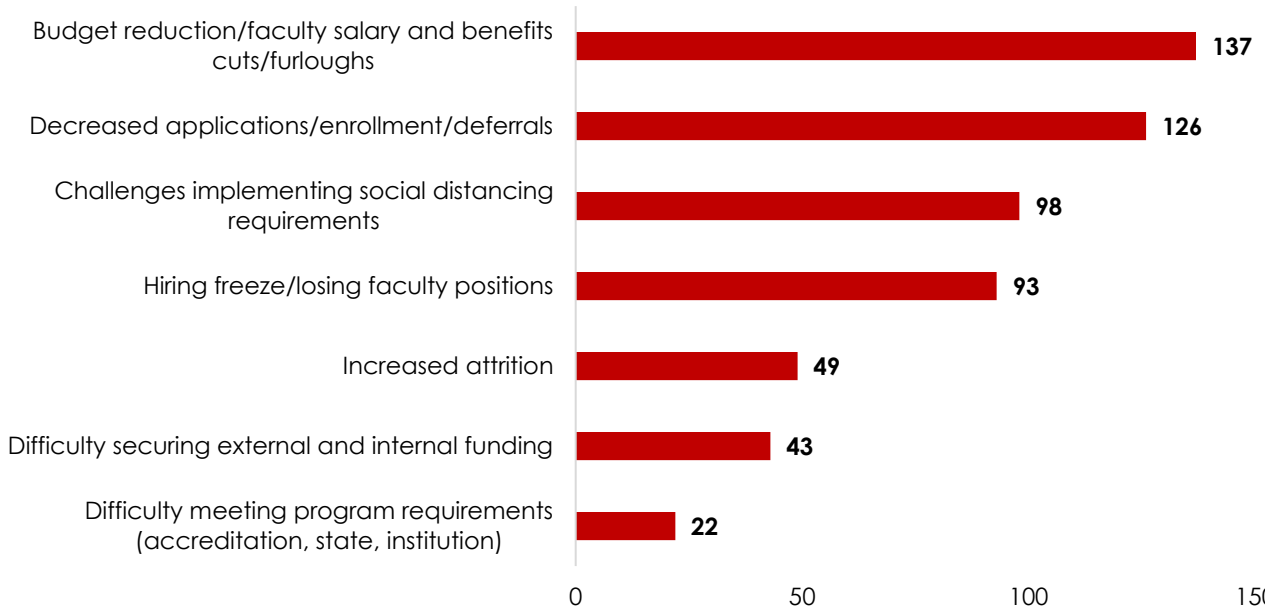
Note: 302 (88%) of 344 institutions completed the 2021 CSD Education Survey. 298 institutions responded to this question.

**Challenges Brought On by COVID-19: Student Concerns and Challenges
(Check All That Apply)**



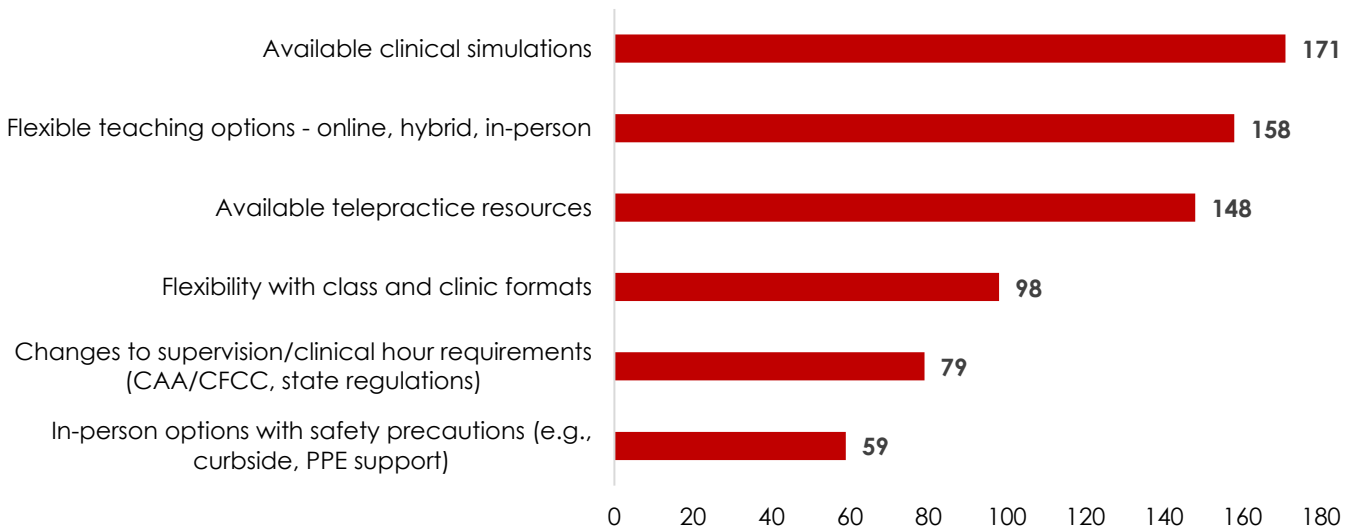
Note: 302 (88%) of 344 institutions completed the 2021 CSD Education Survey. 298 institutions responded to this question.

**Challenges Brought On by COVID-19: Academic Program Operations
(Check All That Apply)**



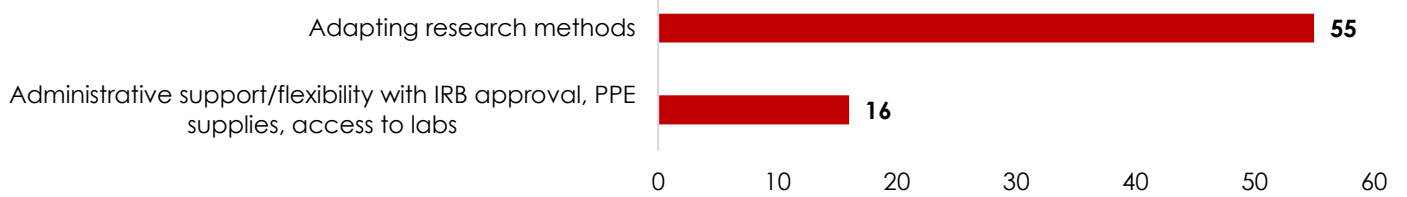
Note: 302 (88%) of 344 institutions completed the 2021 CSD Education Survey. 298 institutions responded to this question.

**Strategies to Address COVID-19 Challenges: Academic and Clinical
(Check Top Five Across All Categories)**



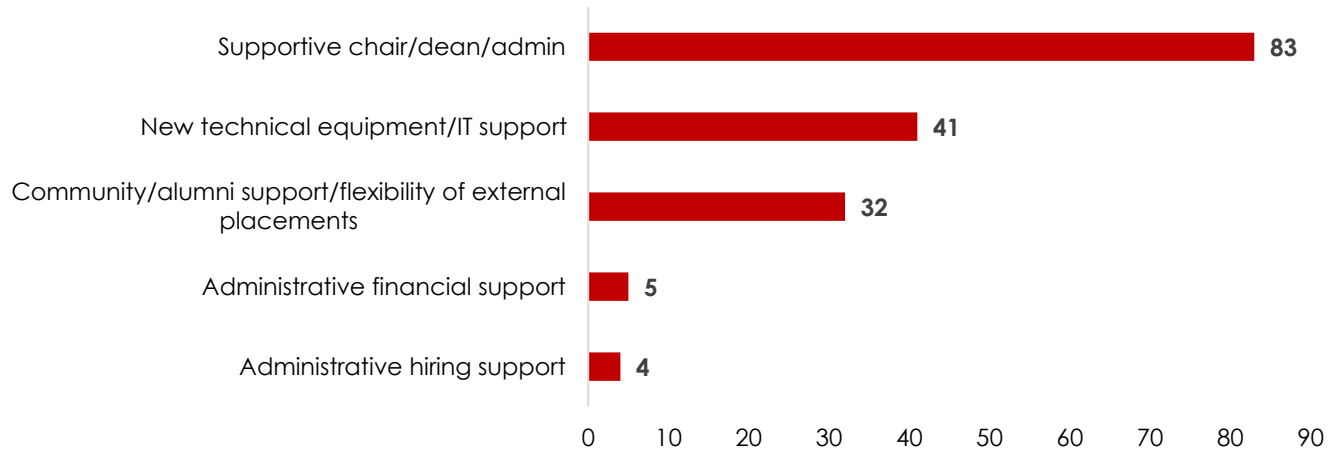
Note: 302 (88%) of 344 institutions completed the 2021 CSD Education Survey. 297 institutions responded to this question.

**Strategies to Address COVID-19 Challenges: Research
(Check Top Five Across All Categories)**



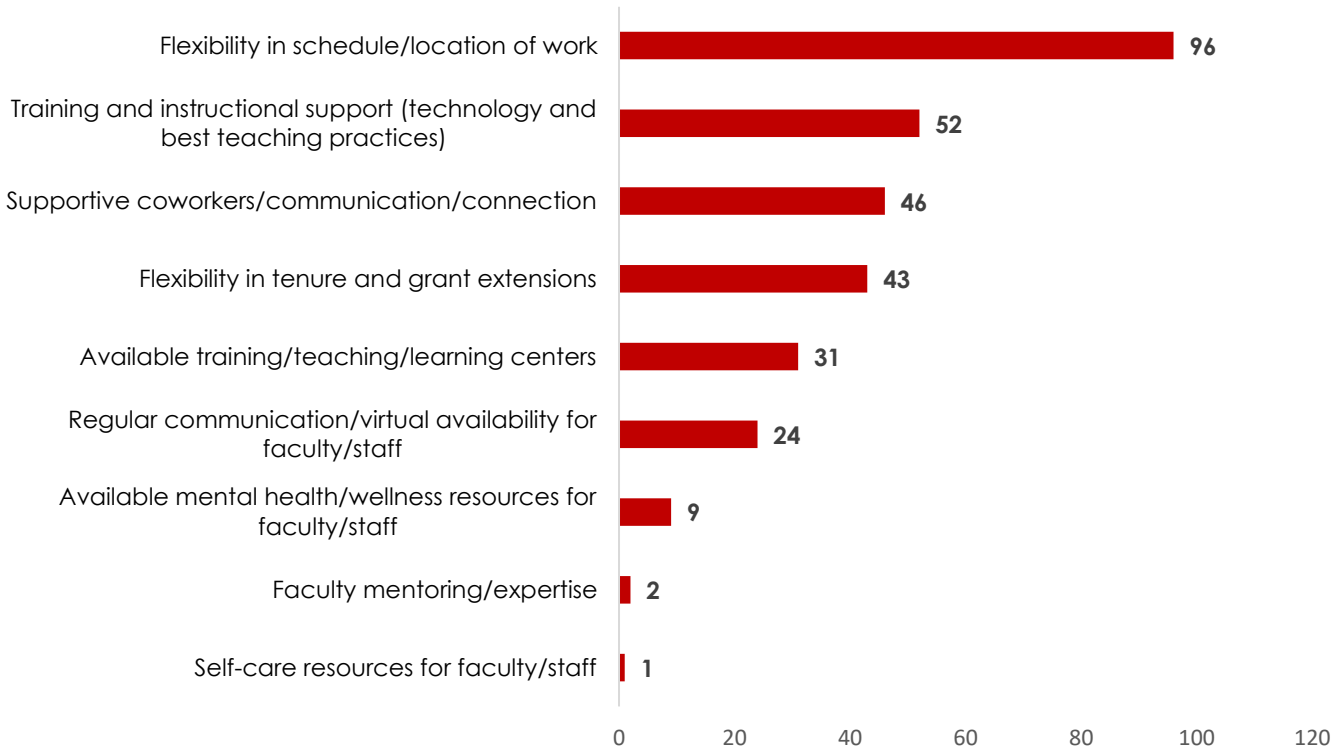
Note: 302 (88%) of 344 institutions completed the 2021 CSD Education Survey. 297 institutions responded to this question.

**Strategies to Address COVID-19 Challenges: Academic Program Operations
(Check Top Five Across All Categories)**



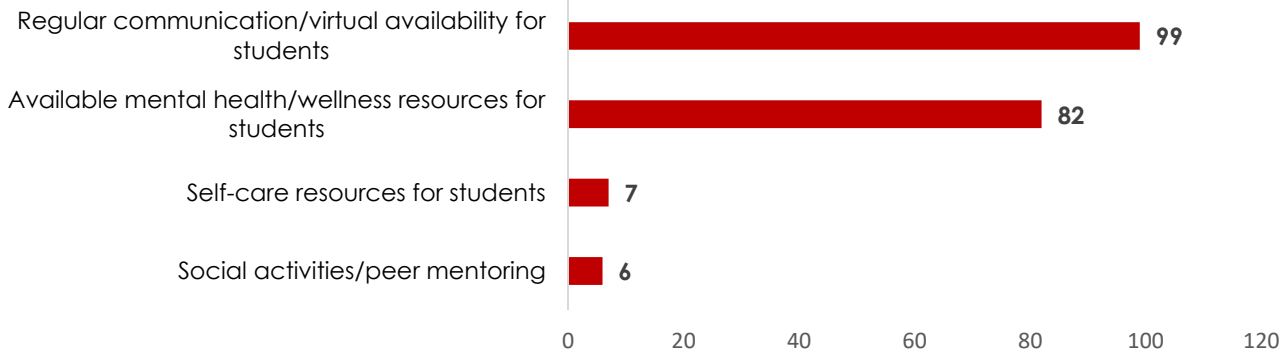
Note: 302 (88%) of 344 institutions completed the 2021 CSD Education Survey. 297 institutions responded to this question.

**Strategies to Address COVID-19 Challenges: Academic Faculty/Staff Concerns and Challenges
(Check Top Five Across All Categories)**



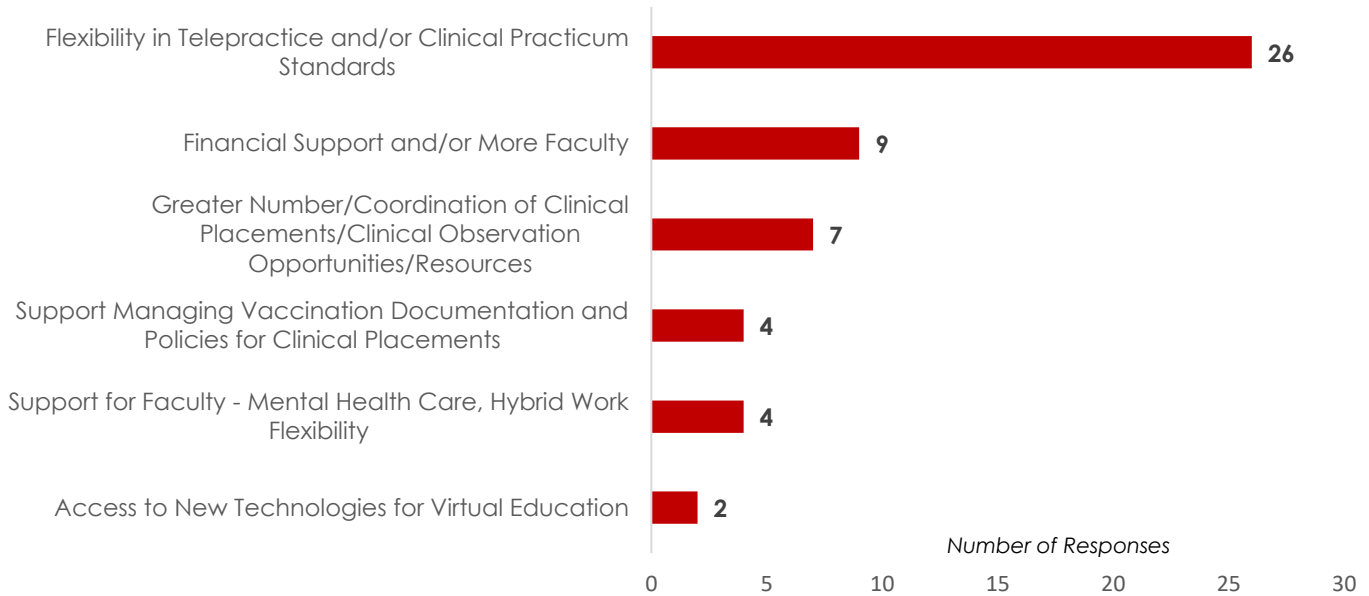
Note: 302 (88%) of 344 institutions completed the 2021 CSD Education Survey. 297 institutions responded to this question.

**Strategies to Address COVID-19 Challenges: Student Concerns and Challenges
(Check Top Five Across All Categories)**



Note: 302 (88%) of 344 institutions completed the 2021 CSD Education Survey. 297 institutions responded to this question.

**Additional Resources or Information that Would Ease the Challenges Brought on by COVID-19
(Open-Ended)**



Note: 302 (88%) of 344 institutions completed the 2021 CSD Education Survey. 47 institutions responded to this question.

COVID-19's Impact on Student Graduation

Area of Study and Degree Type	Number of			Students Whose Graduation Was Delayed
	Existing Programs	Programs Responding	Programs That Reported Delays in Student Graduation Due to COVID-19	
Undergraduate	275	240 (88%)	14 (6%)	32
Audiology				
Clinical Doctorate: Entry Level	77	71 (92%)	4 (6%)	5
Clinical Doctorate: Post Entry Level	2	2 (100%)	0 (0%)	0
Speech-Language Pathology				
Master's	300	269 (90%)	43 (16%)	112
Clinical Doctorate: Post Entry Level	8	8 (100%)	2 (25%)	47
Research Doctorate	81	77 (95%)	16 (21%)	29
Total	743	667 (90%)	79 (12%)	225

COVID-19's Impact on Student Applications

Area of Study and Degree Type	Number of		Number of Programs That		
	Existing Programs	Programs Responding	Received More Applications Than Expected	Received Less Applications Than Expected	Received Expected Number of Applications
Audiology					
Clinical Doctorate: Entry Level	77	70 (91%)	5 (7%)	21 (30%)	44 (63%)
Clinical Doctorate: Post Entry Level	2	1 (50%)	0 (0%)	0 (0%)	1 (100%)
Speech-Language Pathology					
Master's	300	271 (90%)	28 (10%)	135 (50%)	108 (40%)
Clinical Doctorate: Post Entry Level	8	8 (100%)	2 (25%)	3 (38%)	3 (38%)
Research Doctorate	81	71 (88%)	10 (14%)	12 (17%)	49 (69%)
Total	465	421 (91%)	45	171	205

Existing Telepractice Resources and Simulations

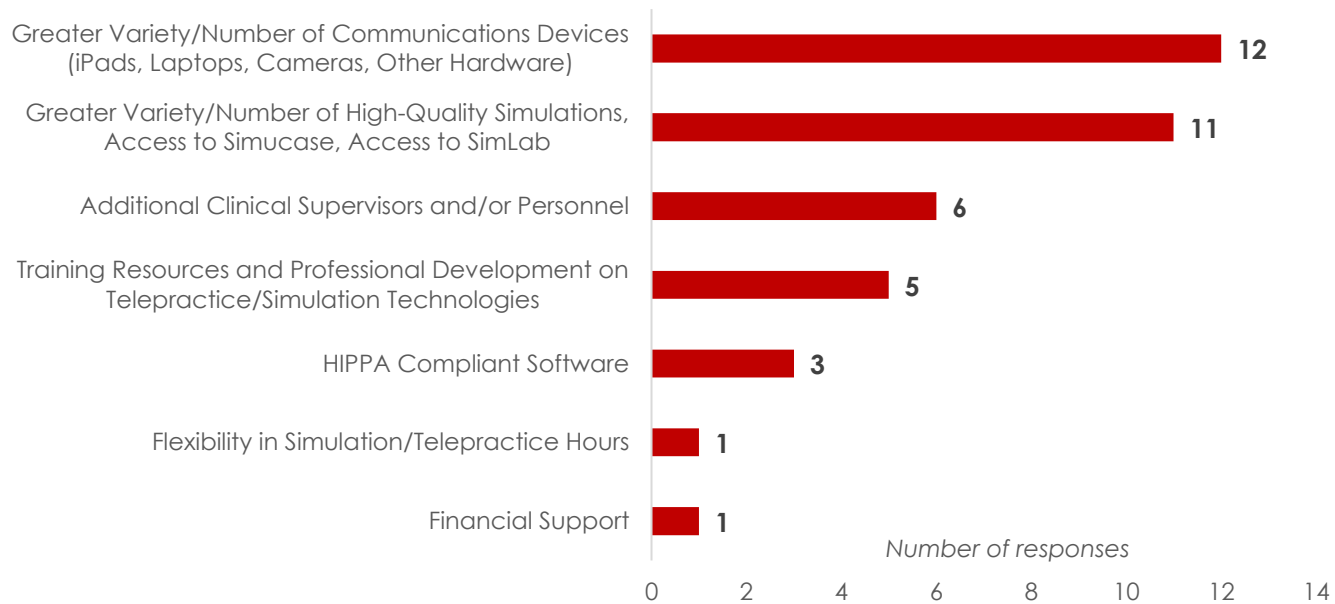
Area of Study and Degree Type	Existing Programs	Number of Programs That					
		Have Sufficient Resources to Teach Telepractice in the Curriculum			Have Sufficient Simulations Available to Use		
		Programs Responding	Yes	No	Programs Responding	Yes	No
Audiology							
Clinical Doctorate: Entry Level	77	68 (88%)	54 (79%)	14 (21%)	69 (90%)	61 (88%)	8 (12%)
Speech-Language Pathology							
Master's	300	266 (89%)	249 (94%)	19 (7%)	269 (90%)	246 (91%)	23 (9%)

Resources Programs Need for Effectively Using Telepractice and Simulation in Clinical Education: Clinical Entry-Level Master's SLP Programs (Open-Ended)



Note: 271 (90%) of 300 clinical entry-level master's SLP programs completed the 2021 CSD Education Survey. 128 clinical entry-level master's SLP programs responded to this question.

Resources Programs Need for Effectively Using Telepractice and Simulation in Clinical Education: Clinical Entry-Level Audiology Programs (Open-Ended)



Note: 71 (92%) of 77 clinical entry-level audiology programs completed the 2021 CSD Education Survey. 32 clinical entry-level audiology programs responded to this question.